

*"The PleurX system gives us control, letting us stay put and avoid taking tiring trips to and from the hospital. It gives us peace of mind."*

E.K., PleurX caregiver, McHenry, IL



*"The PleurX system puts drainage completely in my control. My life is my own again."*

E.K., PleurX patient, McHenry, IL

## The proven solution to control fluid build-up

Ask your doctor if the PleurX drainage system is right for you.

PleurX drainage system supplies are easy to order and are shipped directly to your home or healthcare facility.

Many insurance companies cover PleurX supplies.

The PleurX drainage system is a safe, proven option that has provided relief to more than 200,000 patients since 1997. For more information, including instructional videos, visit [carefusion.co.uk/pleurX](http://carefusion.co.uk/pleurX).

## Risks of the PleurX drainage system

**Chest:** Potential complications of draining the pleural space include, but may not be limited to, pneumothorax, re-expansion pulmonary edema, hypotension, circulatory collapse and infection.

Do not drain more than 1,000 mL of fluid from your chest at any one time.

**Abdomen:** Potential complications of draining fluid from the abdomen include, but may not be limited to, hypotension, circulatory collapse, electrolyte imbalance, protein depletion, ascites leakage, peritonitis, wound infection and loculations of the peritoneal space. Do not drain more than 2,000 mL of fluid from your abdomen at any one time.



Tel: +353 (1) 404 8383

[Info@iskushealth.com](mailto:Info@iskushealth.com) [www.iskushealth.com](http://www.iskushealth.com)

© 2014 CareFusion Corporation or one of its subsidiaries. All rights reserved. PleurX, CareFusion and the CareFusion logo are trademarks or registered trademarks of CareFusion Corporation or one of its subsidiaries. 0000CF02136 - Issue 1. Date of preparation: September 2014

EC REP CareFusion France 309 S.A.S.  
8 bis rue de la Renaissance  
F-44110 CHATEAUBRIANT

CareFusion  
75 North Fairway Drive  
Vernon Hills, IL 60061, USA

CE CE0123



PleurX<sup>®</sup>  
drainage system

A convenient home-care solution  
for patients with pleural effusions  
or malignant ascites

## How does the PleurX system work?

The PleurX drainage system includes a drainage catheter and active vacuum bottles that collect fluid. The drainage catheter is inserted, typically as a simple outpatient procedure, in your chest for pleural effusions or your abdomen for malignant ascites.

When you need to drain fluid, you connect the end of the drainage catheter to the drainage line on the collection bottle. See the back of this brochure for risks associated with the PleurX drainage system.

## Take comfort in control

### What is the PleurX<sup>®</sup> system?

The PleurX drainage system lets you drain fluid at home and on your own schedule - so you can manage fluid buildup before it becomes too uncomfortable.

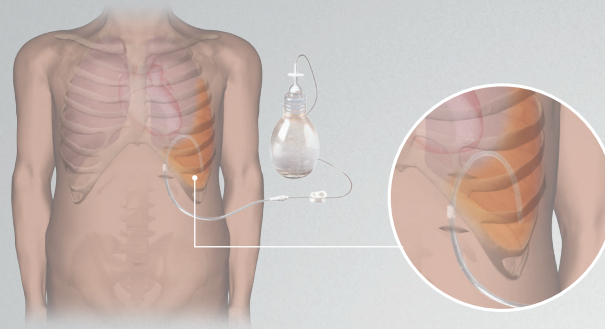
Doctors recommend the PleurX drainage system for:

**Pleural effusions** - Fluid build-up around your lungs, which causes breathing difficulty.

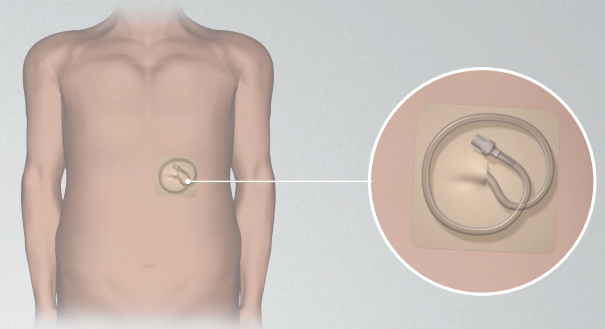
**Malignant ascites** - Fluid build-up in your abdomen, which causes abdominal pressure and discomfort.

#### The PleurX system:

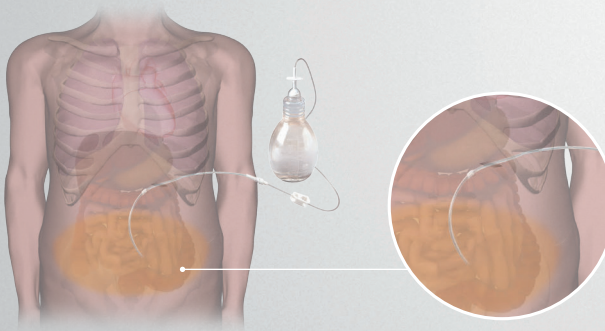
- Usually takes approximately 5 to 15 minutes to drain fluid.
- Features a drainage catheter that discreetly tucks away.
- Helps you manage fluid build-up without the need for repeat visits to the doctor or hospital.



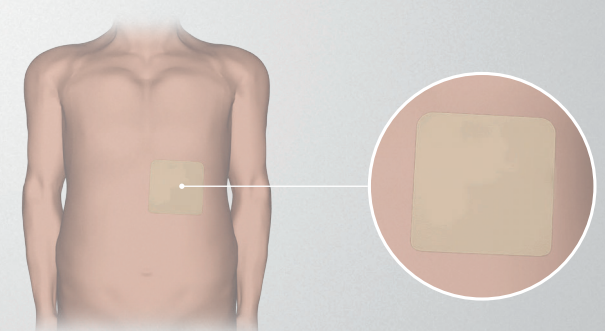
The PleurX catheter is inserted in the chest for draining pleural effusions.



The end of the catheter stays outside of your body, covered by a thin protective dressing while not in use.



The PleurX catheter is inserted in the abdomen for draining malignant ascites.



The protective dressing is virtually undetectable under clothing.