



ISKUSHEALTH

IMPROVING PATIENT OUTCOMES

REDUCE INFECTION RISK

Prepackaged Bathing



- Rinse-free, no running water needed
- Gently cleanses and conditions in one easy step
- Can be warmed for soothing comfort



- Rinse-free, pH balanced, hypoallergenic
- Nourishes dry skin with Vitamin E and aloe
- Can be warmed for soothing comfort

8 disposable
 disposable washcloths
 available in a variety of sizes
 and weights to meet your
 patient's needs.

DO NOT FLUSH

Skin Check™
 Observe and communicate
 skin condition



peel here



SAGE® PRODUCTS

RINSE-FREE CLEANSING WASHCLOTHS

Prepackaged bathing products provide a skin-friendly, total cleansing solution.

HOSPITAL TAP WATER: A PROVEN SAFETY RISK

More than 29 studies incriminate the hospital water system as the source of serious waterborne hospital-acquired infections.¹

- Reports recommend minimizing exposure to tap water for all patients who are immunocompromised, have fresh surgical wounds, or are at higher risk for infections.^{1,2}
- Biofilm-forming pathogens can create potent biofilms in hospital pipes, hot water tanks, sinks and even touchless faucets, contaminating water on contact.³

BATH WATER: ANOTHER INFECTION SOURCE

- The high bacteria count in bath water is similar to the number in urine from patients with UTIs.⁴
- Nurses frequently make contact with equipment, including sink handles and macerators, where contaminated water is disposed. This can expose patients in the unit to potential contamination.



Our ref: PQ/KG

February 2012

Managers and Proprietors
Independent Hospitals, Hospices, Nursing and Residential Care Homes

Dear Sir/Madam

Water systems and potential infection risks

You will be aware of the recent incidents in the Belfast Royal Jubilee Maternity and Altnagelvin Hospitals involving water systems which were infected with *pseudomonas* organisms.

By now, you should be familiar with your legionellae risk assessment and the responsibility to maintain water systems to prevent and control the risk of infection by legionellae and other water borne organisms including *pseudomonas*.

Alongside this, the importance of correct management and use of wash hand basins and sinks in respect of infection prevention and control cannot be over emphasised.

The DHSSPS Chief Medical Officer recently wrote to all HSC Trusts and other relevant agencies offering advice and guidance on good practice in respect of the above issues. Copies of the correspondence can be found at:

<http://www.dhsspsni.gov.uk/hss-md-31-2011.pdf>
<http://www.dhsspsni.gov.uk/hss-md-34-2010.pdf>

In July 2011, DHSSPS Health Estates and Investment Group (HEIG) wrote to HSC Trusts and other relevant agencies in relation to management of water systems in health care premises. A copy of this correspondence can be found at:

<http://www.dhsspsni.gov.uk/hss-md-31-2011-attachment2.pdf>

I would ask you to read the above linked documents and review the policies and procedures as well as the risk assessments relating to these areas of practice and risk in your establishments taking action where applicable.

Yours sincerely

Phelim Quinn
Director of Regulation and Nursing

WATER SYSTEMS AND POTENTIAL INFECTION

PHELIM QUINN, DIRECTOR OF REGULATION
AND NURSING AT THE REGULATION AND
QUALITY IMPROVEMENT AUTHORITY
DIRECTLY ADDRESSED⁵:

"...incidents...involving water systems which
were infected with *pseudomonas* organisms."

CONTAMINATION OF TAPS AND WATER SYSTEMS

A RISING THREAT

PSEUDOMONAS IN AUGMENTED CARE¹

Recent data from the HPA (now Public Health England) indicates:

- A rise in the number of *P. aeruginosa* bacteraemia cases in England and Wales.
- A 24% increase in *Pseudomonas* spp. bacteraemias between 2004 and 2008.

MORTALITY IN HOSPITALS LINKED TO PSEUDOMONAS AERUGINOSA²

- Twenty-six people died from *Pseudomonas* in Northern Ireland between 2008 and 2011.
- The Chief Medical Officer, Dr. Michael McBride, said *Pseudomonas* had been detected in water samples in a small number of taps in all neo-natal units in Northern Ireland.



A PROBLEM ACROSS EUROPE

GERMANY

- A study conducted in a Surgical Intensive Care Unit and 12 peripheral wards found *Pseudomonas aeruginosa* in 150 of 259 (58%) tap water samples taken from patient rooms.³
- The same study concludes, "tap water from faucets contaminated with *P. aeruginosa* plays an important role in the propagation of this pathogen among patients. A high number of transmissions were shown to occur both from faucet to patient and from patient to faucet."³

FRANCE

- In a new wing of a teaching hospital in Tours, France, tests for *Legionella* were negative for two years after routine water sampling.⁴
- In 2005, samples tested positive. Measures to eradicate *Legionella* included replacing showerheads and flexible pipes, descaling and treating pipes with chlorine, and thermal shock to the central water system. Follow-up samples tested positive. Two months later, another sample tested positive. All eradication measures had to be performed again.⁴

ITALY

- *Legionella* spp. was found in 86.8% of hot water samples taken from 11 private Italian healthcare facilities over a one-year period. *L. pneumophila* was found in 82.6% of samples."⁵
- One report concludes that "once the water system is contaminated, control of *Legionella* may be protracted, difficult, and expensive, and cases of hospital-acquired Legionnaires' disease are likely to recur."⁵

REFERENCES: 1. Kelsey M, *Pseudomonas* in augmented care: should we worry? *J Antimicrob Chemother* doi:10.1093/jac/dkt288. 2. Poets reveals 26 *Pseudomonas* deaths in four years. BBC News Available at: <http://www.bbc.com/news/uk-northern-ireland-17047276>. Accessed November 11, 2014. 3. Reuter S, et al., Analysis of transmission pathways of *Pseudomonas aeruginosa* between patients and tap water outlets. *Crit Care Med*. 2002;30(10):2222-28. 4. van der Mee-Marquet N, et al., *Legionella anisa*, a Possible Indicator of Water Contamination by *Legionella pneumophila*. *J of Clin Microbiol*. 2006 January; 44(1):56-59. 5. Legnani PP, et al., *Legionella* contamination of hospital water supplies: monitoring of private healthcare facilities in Bologna, Italy. *J of Hosp Infect*. 2002;50(3): 220-223. 6. Borella A, et al., Surveillance of legionellosis within a hospital in northern Italy: May 1998 to September 1999. *Euro Surveill*. 1999;4(11):188-120.

COMFORT BATH® CLEANSING WASHCLOTHS: A MICROBIOLOGY-TESTED* ALTERNATIVE TO WATER AND DISPOSABLE WASHBOWLS

Comfort Bath eliminates the contamination risk from standard baths and helps facilities comply with CDC infection control guidelines.¹

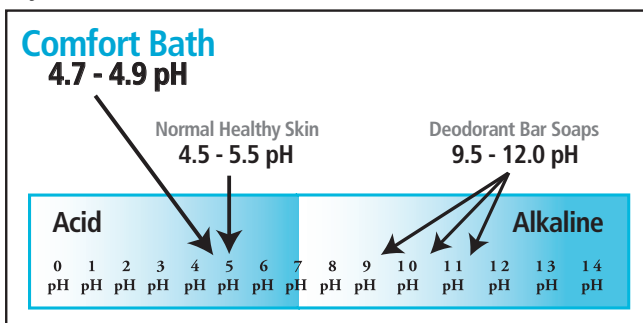
Comfort Bath's formula contains USP/EP purified water,² so you never have to worry about contaminated tap water. These disposable washcloths also eliminate cross-contamination because each body area is cleansed separately. An AJCC study found that Comfort Bath effectively cleaned while offering fewer opportunities to recontaminate the skin.³



SKIN-FRIENDLY WASHCLOTH

Even so-called neutral soaps have a pH too high for patient's skin. The end result being that soap has the tendency of drying the skin. The ultra-soft, thick washcloth delivers the right amount of cleanser and moisturiser to the skin.

* Sage data on file.



OUTCOMES:

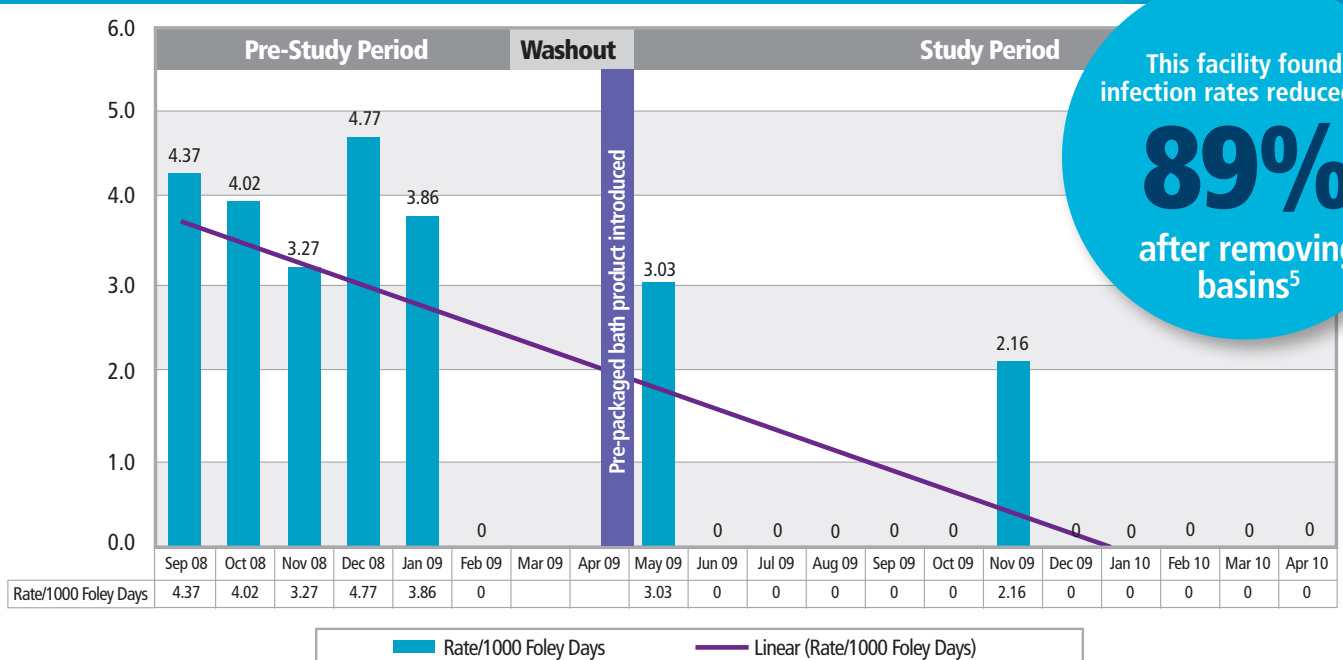
SKIN CONDITION & SATISFACTION

- One hospital study found 96% of patients said they preferred Comfort Bath over baths. 100% felt clean afterward, 96% said their skin felt soft, and 97% said it was warm, comfortable and easy to use.⁴

REMOVE WATER, SOAP & BASINS: REDUCE CAUTI RISK FACTORS

Basins were completely eliminated from two medical/surgical units, and were replaced with Comfort Bath. This reduced CAUTI rates to zero within one month and remained at zero for five months.⁵

Hospital-Acquired CAUTI on 2 Medical/Surgical Units



COMFORT BATH® CLEANSING WASHCLOTHS

for basinless bathing

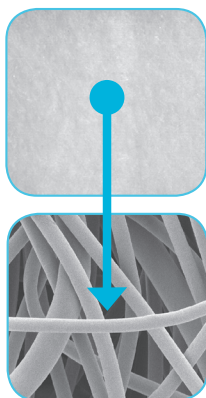
Basinless bathing has set the standard for total body cleansing and skin assessment with all-in-one, premoistened cloths.

- High-quality, polyester blend washcloths are ultra-soft, yet durable.
- Maximum amount of rinse-free cleansing solution and moisturizers. Enriched with aloe and vitamin E, they thoroughly nourish and soften skin.
- Dermatologist-tested formula; proven hypoallergenic, gentle and non-irritating. Available in refreshing clean scent, or fragrance free.
- May be warmed in a 1,000W microwave or Comfort Personal Cleansing® Warmer.
- Fully insulated, resealable packaging helps keep washcloths warm.
- Latex-free; contains USP/EP purified water.

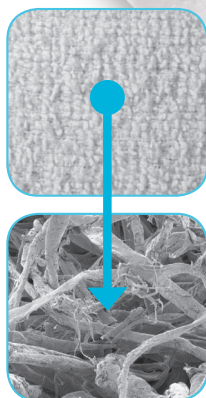


COMFORT RINSE-FREE SHAMPOO CAP

- Comfort Shampoo Cap enhances patient satisfaction. Helps nurses provide a warm, soothing shampoo and improves the way patients feel.
- Eliminates the need to move patients to running water.
- Eliminates mess, cleanup and the need to change wet bed linens.



Comfort Bath
Ultra-Soft Washcloths



Laundered
Hospital Washcloths

Washcloths are gentle even on fragile skin

Formula's pH is closest to normal, healthy skin

Washcloths moisturise with Aloe & Vitamin E

PREPACKAGED BATHING

CLEANSING WASHCLOTHS



ESSENTIAL BATH®

8 Medium-weight Washcloths/package

60 packages/case
Reorder #7413-X
NHSSC Code: MRA253

ESSENTIAL BATH® FRAGRANCE-FREE

8 Medium-weight Washcloths/package

60 packages/case
Reorder #7803-X

ESSENTIAL BATH® FRAGRANCE-FREE

5 Medium-weight Washcloths/package

84 packages/case
Reorder #7411-X

CLEANSING WASHCLOTHS



IMPREVA BATH® FRAGRANCE-FREE

8 Standard-weight Washcloths/package

60 packages/case
Reorder #7988-X
NHSSC Code: MRA252



COMFORT RINSE-FREE SHAMPOO CAP

1 Cap/package

40 caps/case
Reorder #7409-X
NHSSC Code: MRA251

HARDWARE



CART

1 Cart/case
Reorder #7920



12-COUNT WARMER

1 Warmer/case
Reorder #7937-X



28-COUNT WARMER

1 Warmer/case
Reorder #7939-X



Customer Services and Distribution Contact Details

United Kingdom

Tel: +44 (0) 208 869 6509

Email: uksales@iskushealth.com

Ireland

Tel: +353 (0) 1 428 7895

Email: info@iskushealth.com

www.iskushealth.com

ISK.30.01.2018.1.SAGECHG



Sage Products LLC | 3909 Three Oaks Road | Cary, Illinois 60013 | sage.UK@sageproducts.com |

80283B © Sage Products LLC 2015