

EVOLUTION

ORIGINAL

ACT

# Temno

Soft Tissue Biopsy System

OBTAIN TOP-QUALITY TISSUE SAMPLES  
WITH EASE AND EFFICIENCY

# Temno

## Soft Tissue Biopsy System

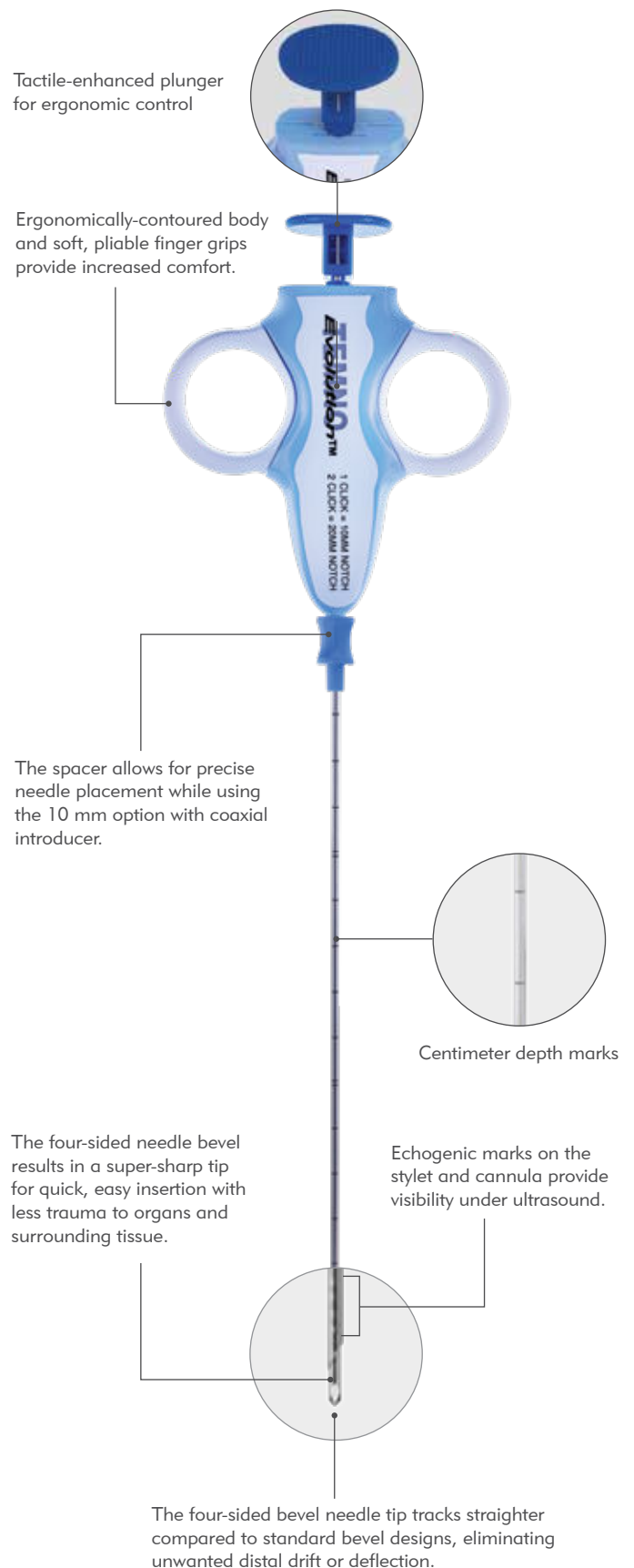
### TEMNO EVOLUTION BIOPSY DEVICE

Temno Evolution biopsy devices offer many of the same features that made our original Temno biopsy needle a leading seller, while setting the standard for procedural flexibility and performance. They are available with or without a coaxial introducer needle.

- The four-bevel tip is significantly sharp for quick, easy penetration.
- The compact, lightweight design allows one-handed operation and can help reduce tissue shear.
- Two notch sizes—10 or 20 mm—provide controlled, precise sampling for a variety of procedural situations.
- A short needle tip minimizes the risk of perforating surrounding organs and vessels.

Temno Evolution	Biopsy Needle Cat. No.	Biopsy Needle Size	Biopsy Needle With Introducer Cat. No.	Introducer Needle Size
20 G ●	TT206	20 G x 6 cm	–	–
	TT2011	20 G x 11 cm	CTT2011	19 G x 6 cm
	TT2015	20 G x 15 cm	CTT2015	19 G x 10 cm
	TT2020	20 G x 20 cm	CTT2020	19 G x 15 cm
18 G ●	TT186	18 G x 6 cm	–	–
	TT1811	18 G x 11 cm	CTT1811	17 G x 6 cm
	TT1815	18 G x 15 cm	CTT1815	17 G x 10 cm
	TT1820	18 G x 20 cm	CTT1820	17 G x 15 cm
16 G ●	TT166	16 G x 6 cm	–	–
	TT1611	16 G x 11 cm	CTT1611	15 G x 6 cm
	TT1615	16 G x 15 cm	CTT1615	15 G x 10 cm
	TT1620	16 G x 20 cm	CTT1620	15 G x 15 cm
14 G ○	TT146	14 G x 6 cm	–	–
	TT1411	14 G x 11 cm	CTT1411	13.5 G x 6 cm
	TT1415	14 G x 15 cm	CTT1415	13.5 G x 10 cm
	TT1420	14 G x 20 cm	CTT1420 </td <td>13.5 G x 15 cm</td>	13.5 G x 15 cm

For single use only. Five devices per case.



Merit Medical offers a wide range of reliable soft tissue biopsy needles for precise samples every time. Our proven brands, such as Achieve, Temno and Tru-Cut™, offer a complete selection with advanced features to obtain top-quality tissue samples with ease and efficiency.

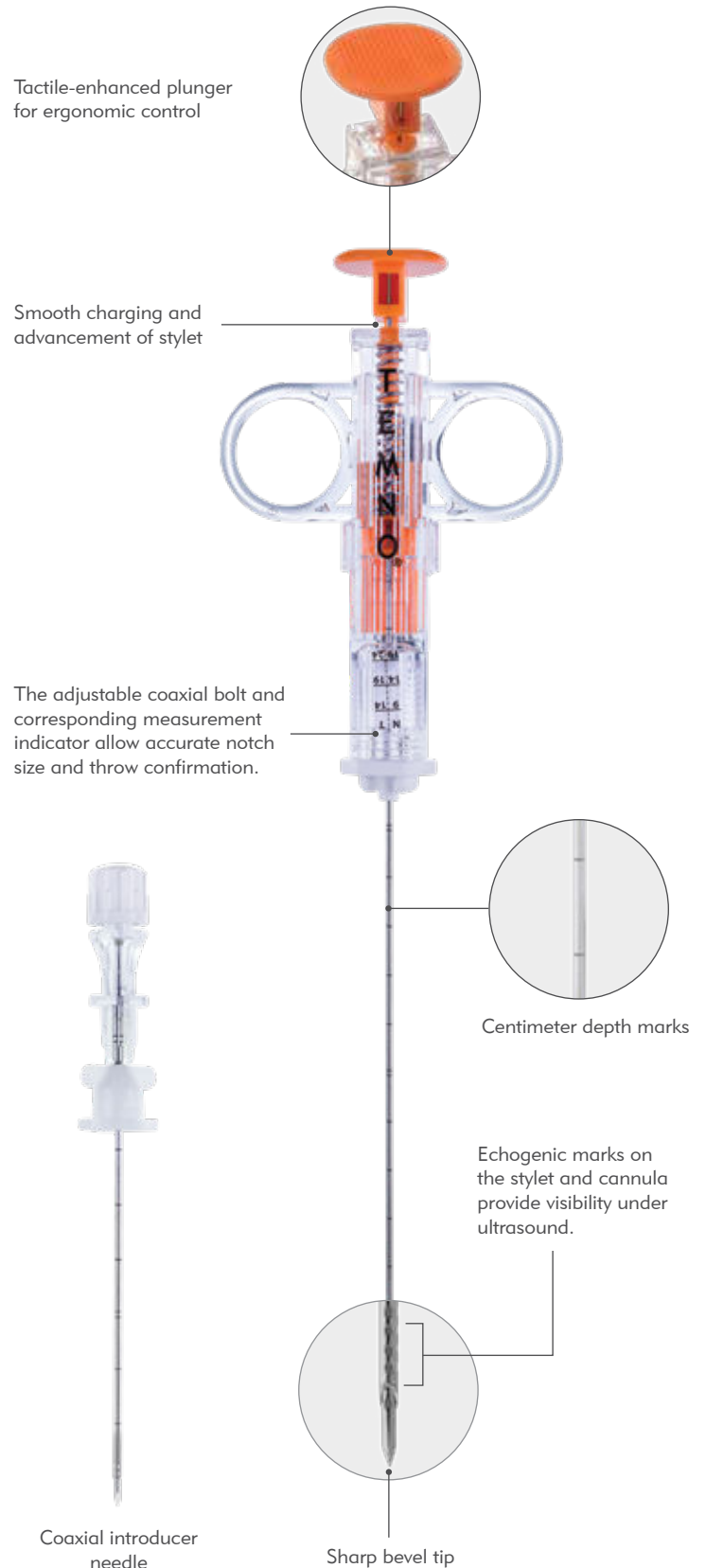
## ACT BIOPSY DEVICE

The ACT biopsy device combines the quality and reliability of the Temno brand with innovative technology. The device lets you manipulate the sample notch size from 9 to 19 mm for precise control with small lesions and peace of mind in vascular areas. It includes a coaxial introducer needle.

- Compact, lightweight design passes through CT gantry with ease.
- One-handed operation allows convenient manipulation of the ultrasound transducer.
- Ability to reposition stylet prior to sample capture for greater confidence.
- Tissue settles in notch before firing for a larger core.

ACT	Cat. No.	Biopsy Needle Size	Introducer Needle Size
22 G ○	ACT2211	22 G x 11 cm	20 G x 6 cm
	ACT2215	22 G x 15 cm	20 G x 10 cm
20 G ●	ACT2011	20 G x 11 cm	19 G x 6 cm
	ACT2015	20 G x 15 cm	19 G x 10 cm
	ACT2020	20 G x 20 cm	19 G x 15 cm
18 G ●	ACT1811	18 G x 11 cm	17 G x 6 cm
	ACT1815	18 G x 15 cm	17 G x 10 cm
	ACT1820	18 G x 20 cm	17 G x 15 cm
14 G ○	ACT1415	14 G x 15 cm	13.5 G x 10 cm

For single use only. Five devices per case.



# Temno

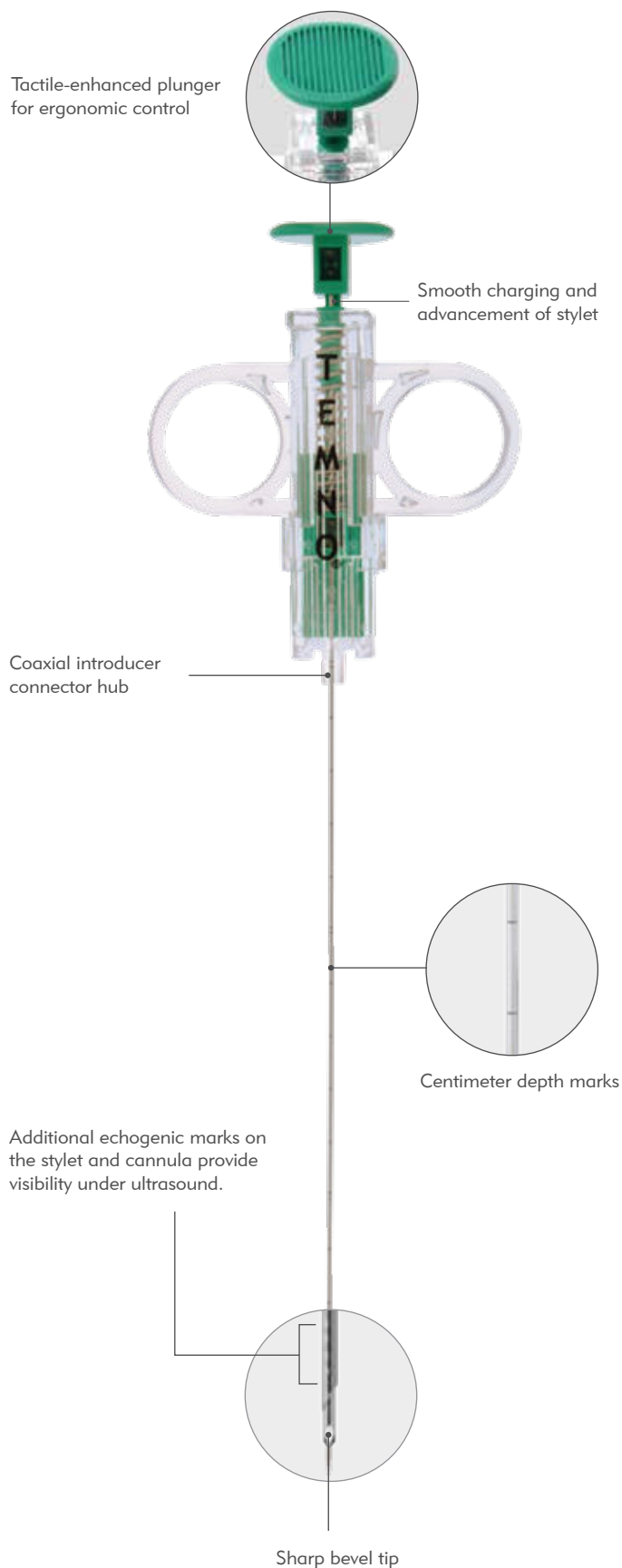
## Soft Tissue Biopsy System

### TEMNO BIOPSY DEVICE

The original Temno device is easy to use, offering simplicity, reliability and precision you can count on. It features a 20 mm sample notch and a lightweight, compact design. Available with or without a coaxial introducer needle.

Original Temno	Biopsy Needle Cat. No.	Biopsy Needle Size	Biopsy Needle With Introducer Cat. No.	Introducer Needle Size
22 G ○	T226	22 G x 6 cm	–	–
	T229	22 G x 9 cm	–	–
	T2215	22 G x 15 cm	CT2215	20 G x 10 cm
	–	–	CT2220	20 G x 15 cm
20 G ●	T206	20 G x 6 cm	–	–
	T209	20 G x 9 cm	–	–
	T2011	20 G x 11 cm	CT2011	19 G x 6 cm
	T2015	20 G x 15 cm	CT2015	19 G x 10 cm
	T2020	20 G x 20 cm	CT2020	19 G x 15 cm
18 G ●	T186	18 G x 6 cm	–	–
	T189	18 G x 9 cm	–	–
	T1811	18 G x 11 cm	CT1811	17 G x 6 cm
	T1815	18 G x 15 cm	CT1815	17 G x 10 cm
	T1820	18 G x 20 cm	CT1820	17 G x 15 cm
16 G ●	T166	16 G x 6 cm	–	–
	T169	16 G x 9 cm	–	–
	T1611	16 G x 11 cm	CT1611	15 G x 6 cm
	T1615	16 G x 15 cm	CT1615	15 G x 10 cm
	T1620	16 G x 20 cm	CT1620	15 G x 15 cm
14 G ○	T146	14 G x 6 cm	–	–
	T149	14 G x 9 cm	–	–
	T1411	14 G x 11 cm	CT1411	13.5 G x 6 cm
	T1415	14 G x 15 cm	CT1415	13.5 G x 10 cm
	T1420	14 G x 20 cm	CT1420	13.5 G x 15 cm

For single use only. Five devices per case.



The devices in this brochure can be used for soft tissue biopsy procedures, such as:  
Breast • Kidney • Liver • Lung • Protstate • Thyroid

## UNIVERSAL COAXIAL INTRODUCER NEEDLES

Our thin-wall introducer needles provide a clear path that makes it easier to perform multiple needle biopsies at one site. Use them with any Achieve or Temno core needle and with fine needle aspiration (FNA) needles.

Coaxial Introducer Needle	Cat. No.	Introducer Needle Size	Biopsy Needle Size	Biopsy Needle Cat. No. Edning*
20 G	PP206	20 G x 6 cm	22 G x 11 cm	2211
	PP2010	20 G x 10 cm	22 G x 15 cm	2215
	PP2015	20 G x 15 cm	22 G x 20 cm	2220
19 G	PP196	19 G x 6 cm	20 G x 11 cm	2011
	PP1910	19 G x 10 cm	20 G x 15 cm	2015
	PP1915	19 G x 15 cm	20 G x 20 cm	2020
17 G	PP176	17 G x 6 cm	18 G x 11 cm	1811
	PP1710	17 G x 10 cm	18 G x 15 cm	1815
	PP1715	17 G x 15 cm	18 G x 20 cm	1820
15 G	PP156	15 G x 6 cm	16 G x 11 cm	1611
	PP1510A	15 G x 10 cm	16 G x 15 cm	1615
	PP1515A	15 G x 15 cm	16 G x 20 cm	1620
14 G	PP1356	13.5 G x 6 cm	14 G x 11 cm	1411
	PP13510	13.5 G x 10 cm	14 G x 15 cm	1415



Coaxial introducer needles feature:

- The positive-locking skin stop controls forward migration.
- The trocar-point stylet penetrates tissue with ease for a smooth, straight insertion.
- The blunt-ended cannula allows multiple sampling from one percutaneous puncture with minimal damage to surrounding tissue.
- The centimeter markings and echogenic tip facilitate ultrasound-guided procedures.
- A clear luer lock hub provides visibility.
- The introducer needle is just one gauge size larger than its compatible core tissue biopsy needle (except a 22 G needle uses a 20 G introducer, and a 14 G needle uses a 13.5 G introducer).
- A 10 G coaxial introducer is only available with the 12 G Pink Achieve needle and is not sold separately. Features include a wing grip, a trocar stylet, a bevel cannula, centimeter depth marks and a luer lock hub.

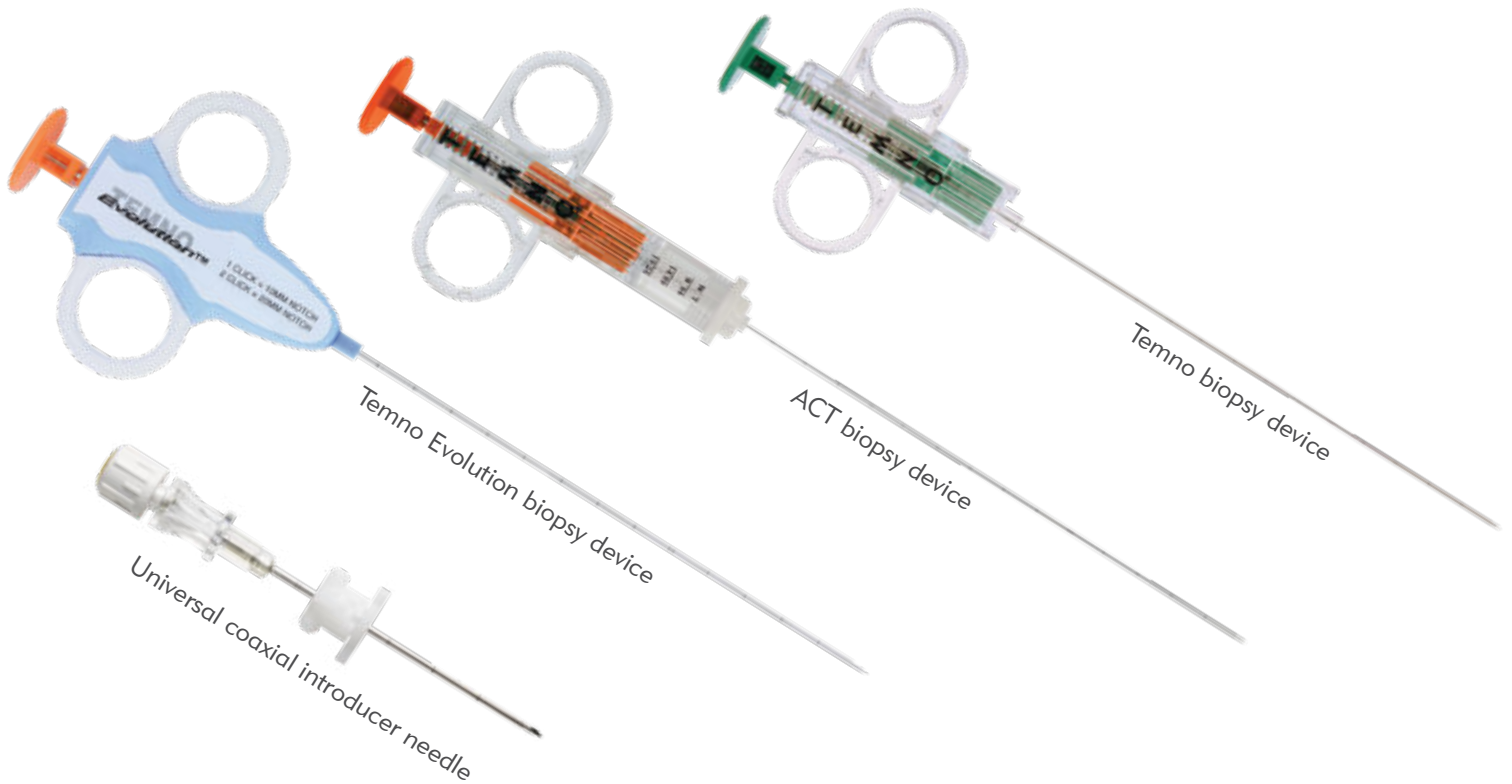


For single use only. Ten devices per case.

\* Order biopsy needle with cat. no. ending as specified. For example, introducer needle PP1910 fits Achieve needle A2015, standard Temno needle T2015 and Chiba FNA CHI2015.

# Temno

Soft Tissue Biopsy System



## SOFT TISSUE BIOPSY DEVICES QUICK REFERENCE

	Cat. no. Prefix	Sample notch (mm)	Throw (mm)	Coaxial Introducer	Echogenic Markings		Tip Shape		Gauge							Length (cm)									
					Stylet	Cannula	Stylet	Cannula	22	20	19	18	17	16	15	14	12	5	6	9	10	11	15	20	25
									Yes	Yes	Yes	Yes	Yes	Yes	Yes	Yes	Yes	Yes	Yes	Yes	Yes	Yes	Yes	Yes	Yes
Temno Evolution needle	TT	10 or 20	12 or 21	Compatible	Yes	Yes	Four-sided Bevel	Bevel		•		•		•		•					•	•	•		
Temno Evolution coaxial system	CTT	10 or 20	12 or 21	Included	Yes	Yes	Four-sided Bevel	Bevel		•		•		•		•			•		•	•	•		
ACT device	ACT	9-19	14-24	Included	Yes	Yes	Bevel	Bevel	•	•		•		•						•	•	•			
Temno needle	T	20	22	Compatible	Yes	Yes	Bevel	Bevel	•	•		•		•				•	•		•	•	•		
Temno coaxial needle	CT	20	20	Included	Yes	Yes	Bevel	Bevel	•	•		•		•							•	•	•		
Universal coaxial introducer needle	PP	N/A	N/A	N/A	No	Yes	Trocar	Blunt		•	•		•		•	135		•			•		•		

The needles in this catalog are not intended for use in bone.



Understand. Innovate. Deliver.™

Merit Medical Systems, Inc.  
1600 West Merit Parkway  
South Jordan, Utah 84095  
1.801.253.1600  
1.800.35.MERIT

Merit Medical Europe, Middle East, & Africa (EMEA)  
Amerikalaan 42, 6199 AE Maastricht-Airport  
The Netherlands  
+31 43 358 82 22

[merit.com](http://merit.com)

403982001\_001 ID 020718



### Ireland Distribution

Tel: +353 (0) 1 428 7895

Email: [info@iskushealth.com](mailto:info@iskushealth.com)

[www.iskushealth.com](http://www.iskushealth.com)